

INSIGHTS GUIDE

See how iBlüm empowers you with insights you can use to
help your kids flourish.

We know as a teacher you are constantly multi-tasking. That's why we created the iBlüm Learning Companion for Early Years. Beyond acting as an all-in-one communication and administration hub, the iBlüm Learning Companion is like having your own teaching assistant, helping to gather developmental insights on every learner in the class. It's all about empowering you with insights you can use to help your kids flourish.

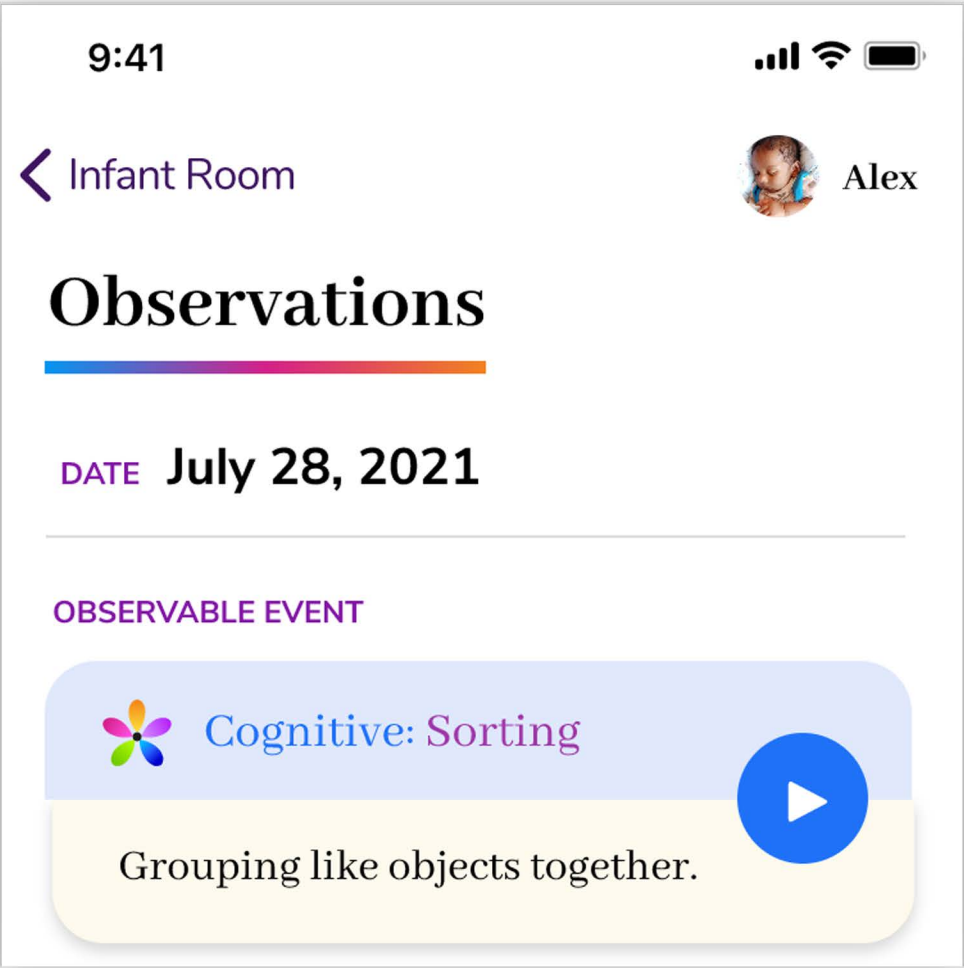
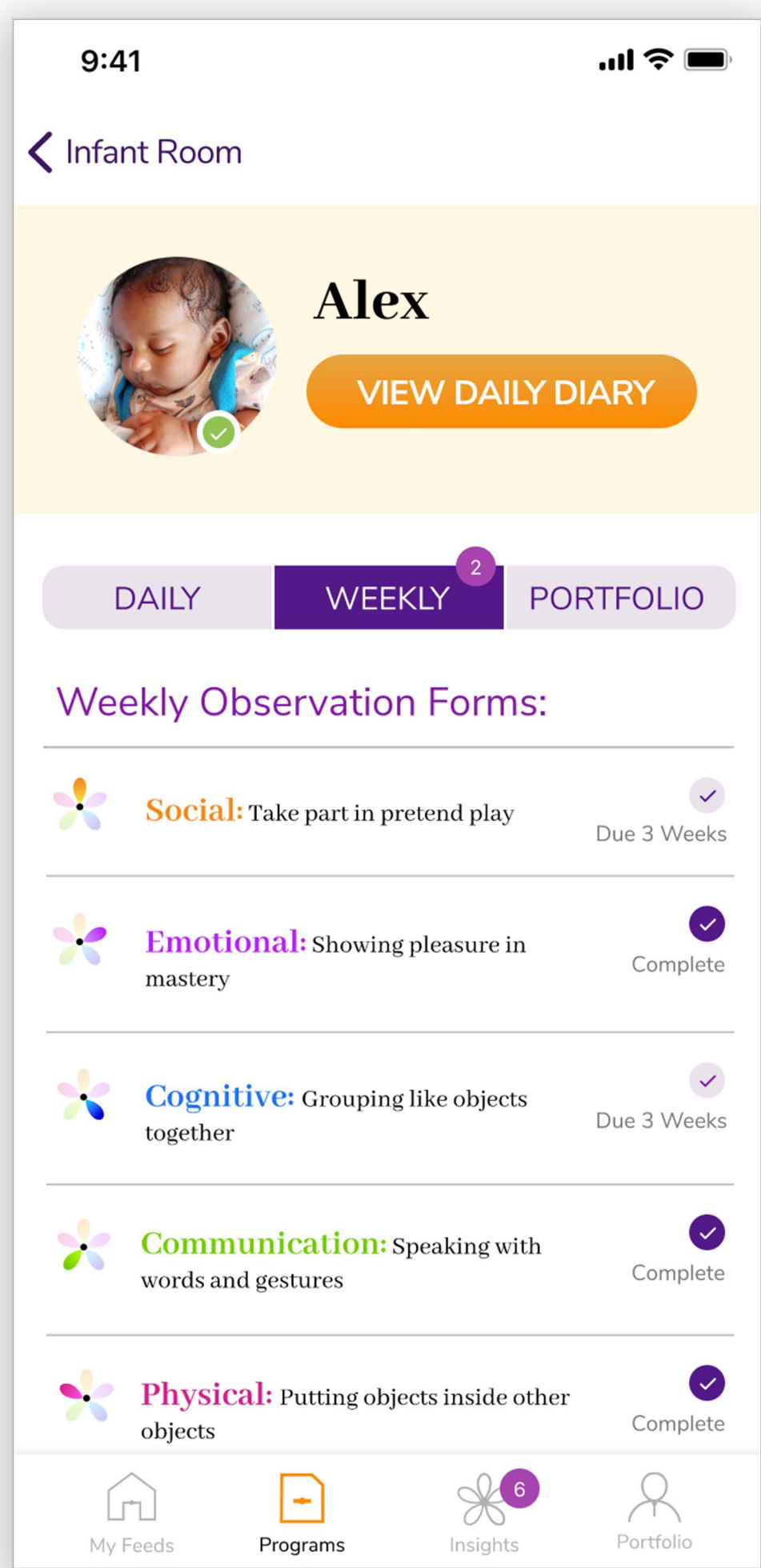


iBlüm makes it easy to keep track of each learner's progress across the 5 Developmental Domains including: Cognitive, Emotional, Social, Physical, and Language. The key is the Weekly Observation Form. Learning is happening every moment, in places and at times we don't and can't see. iBlüm fills in these "blind spots", helping you know what to focus on – where to look and what to look for next.



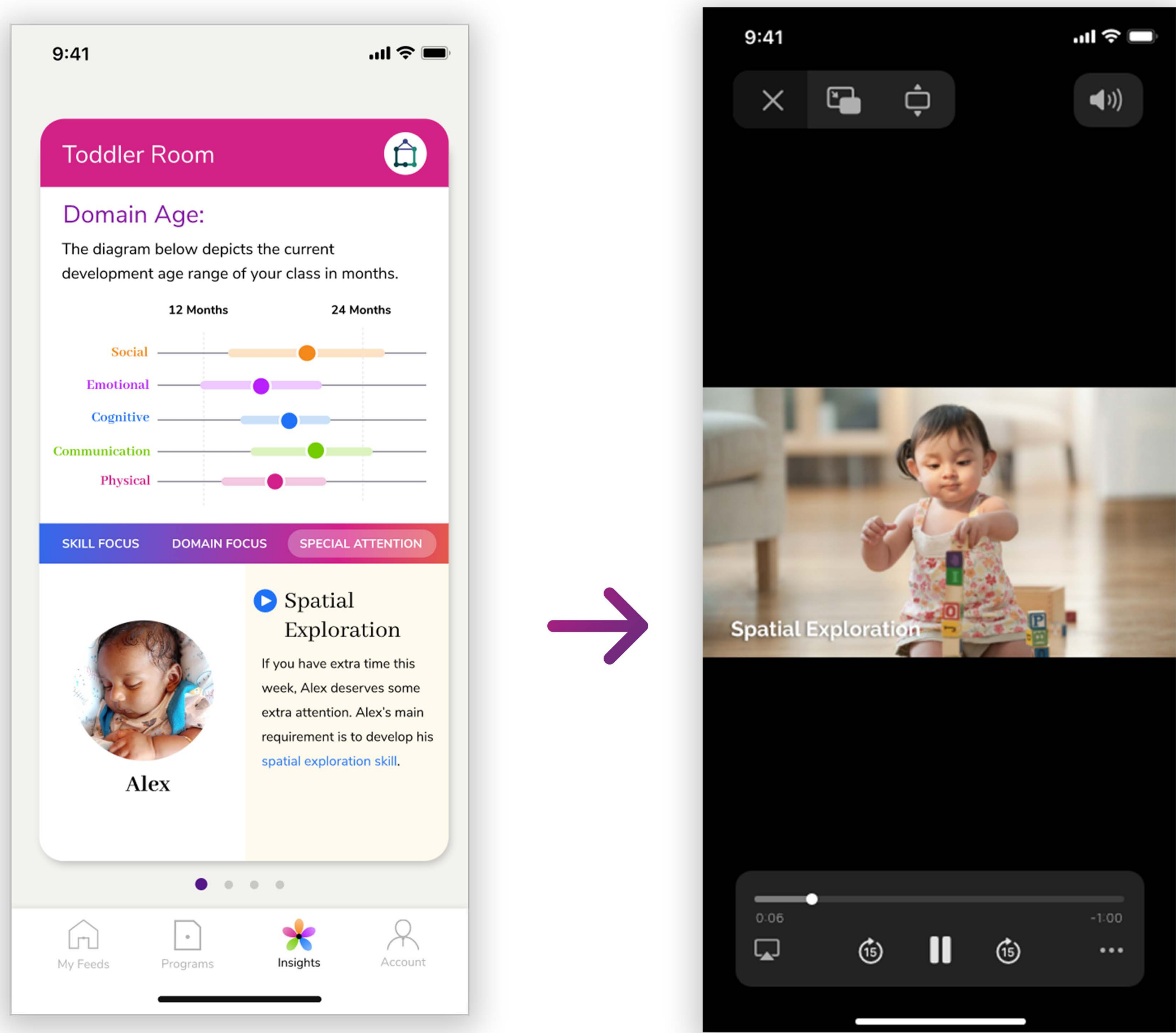
Each week, you will see a list of Domains with specific skills and indicators to look for in each learner. Just click on one of the domain rows.

It will open up a form for the Next Observable Event. Inside you will see the Domain, Skill and Indicator to look for, e.g. Cognitive would be the Learning Domain, 'Sorting' would be the Skill we are looking evidence for; and then the Indicator to take note of is "grouping like objects together".



If you are not familiar with a specific Skill or Indicator, don't worry, we got you covered. There are hundreds of Skills and thousands of indicators so we don't expect anyone to remember them all. Any time you need help and suggestions on what to do next, simply click on the Play button.

We have compiled thousands of explainer videos and content personalized for you and strategically placed them throughout the app so it is readily available to you at all times.



To complete the observation form, click whether you have Seen this, Not Yet, or Not Sure. You can also click on the media tab to add a photograph or video of the learner engaged in this behaviour. That photo or video is automatically tagged with the development milestone and automatically shared with the learner’s parents.

So, it’s like they are right there for this important moment! In addition, it is great if you can fill in the bottom section, which asks about how useful this indicator was. Filling this in helps us to continually optimize our learning engine so you can create even more effective growth paths.

9:41

Infant Room

Alex

Observations

DATE

July 28, 2021

OBSERVABLE EVENT

Cognitive: Sorting

Grouping like objects together.

Have you observed this?

Yes

Not Yet

Not sure

MEDIA

ADD PHOTOS

ACTION PLAN

ADDITIONAL COMMENTS

9:41

My Feed

Blowing Bubbles

Yuki is trying to reach out to these large gently floating objects and touch them. Yuki wants to find out... [more](#)

4 mins ago

Share

You’ve reached the end of the feed.

All photos and media older than 30 days are stored in your [Portfolio](#).

My Feeds

Programs

Insights

Account

What do you think about this indicator?

I like this indicator

Indicator is too basic

Indicator is too advanced

I do not understand this indicator

SAVE AS DRAFT

PUBLISH

My Feeds

Programs

Insights

Portfolio

*In addition, it is great if you can fill in the bottom section, which asks about how useful this indicator was. Filling this in helps us to continually optimize our learning engine so you can create even more effective growth paths.


Parent’s Feed of Captured Moment

As you complete these observations throughout the week, this is where the iBlüm Personal Learning Engine does its magic. Our technology processes all of the observations across all of the learners – identifying what is the next observable event for each one in order to foster their own personal growth path inside each Learning Domain.

Next Learnable
Event →

9:41

Infant Room



Alex


VIEW DAILY DIARY

DAILY

WEEKLY²

PORTFOLIO


Weekly Observation Forms:



Social:

Take part in pretend play


Due 3 Weeks



Emotional:

Showing pleasure in mastery


Complete



Cognitive:

Grouping like objects together


Due 3 Weeks



Communication:

Speaking with words and gestures


Complete




Physical:

Putting objects inside other objects


Complete




My Feeds



Programs



Insights⁶



Portfolio

← Completed
Observation

As much as iBlüm supports the learning journey for each individual learner, it also acts as a great Lesson Planning tool for the class on the whole. At any time, you can check on your class's progress by going to the Insights Tab. It will show a summary of the progress on each domain for the class, identifying their aggregated domain age.

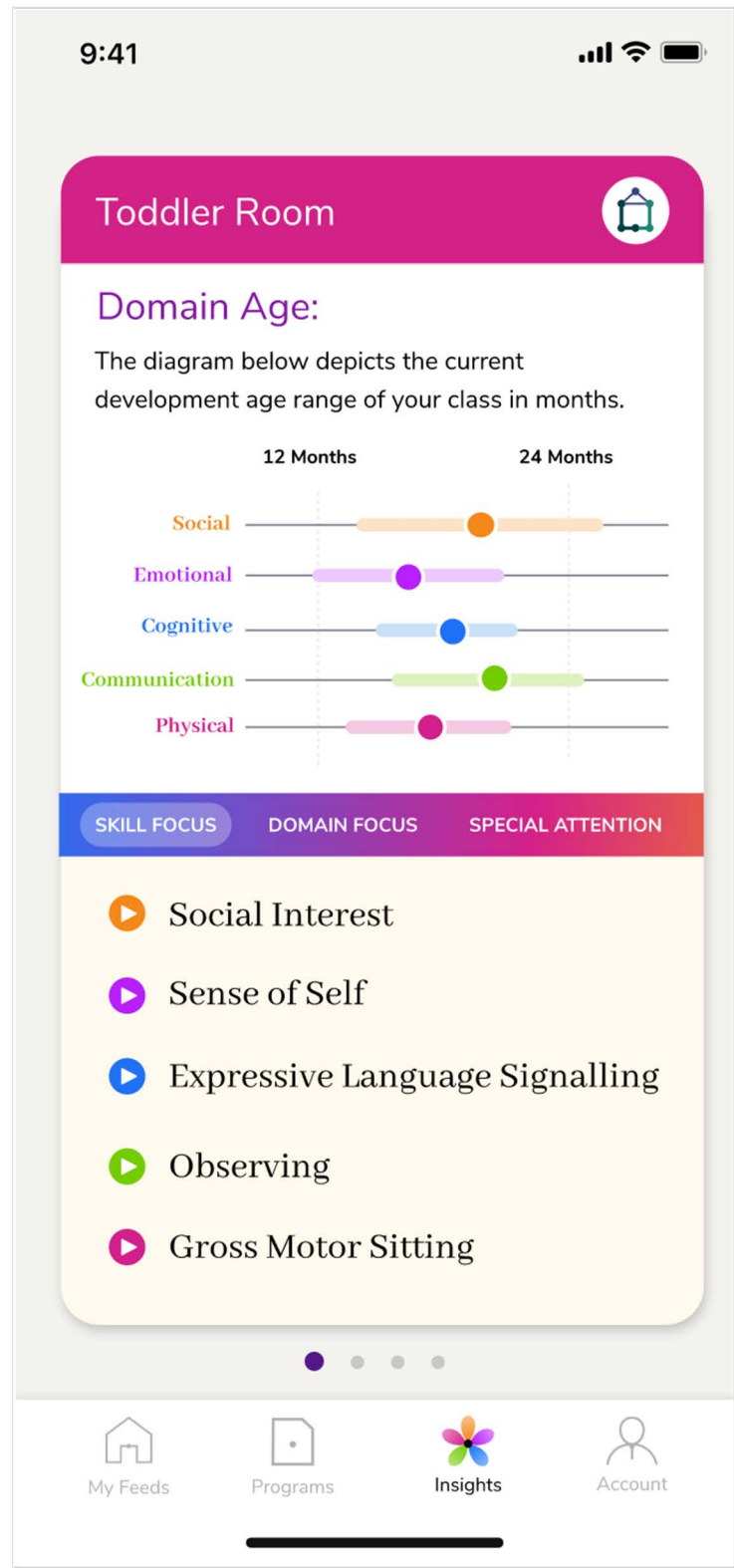
Class's Progress →



In addition, you will see 3 tabs covering 3 different types of insights:

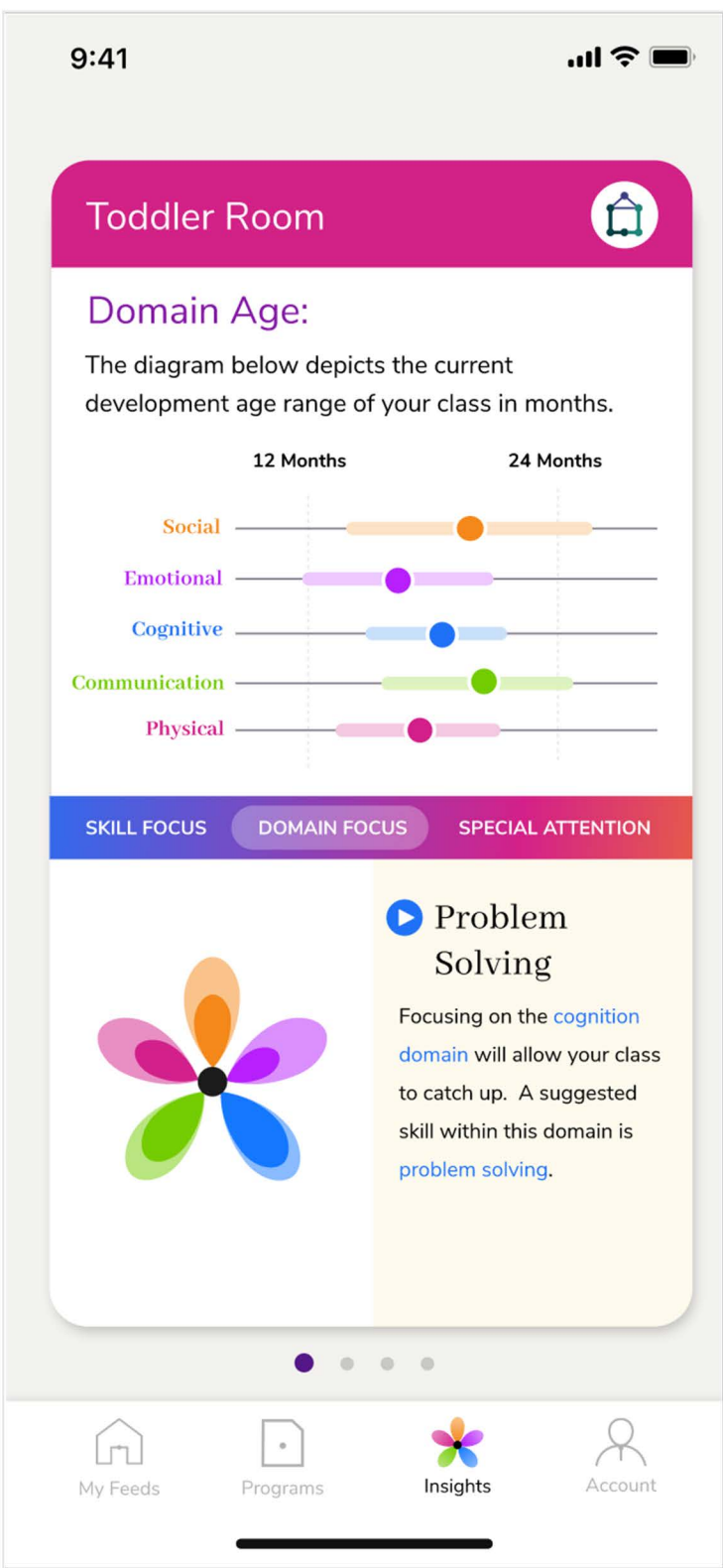
Using your class domain ages together with these 3 insights when developing your lesson plan and deciding on your learning environments setup will deliver the most impact, not only for your class, but for each individual learner.

SKILL FOCUS



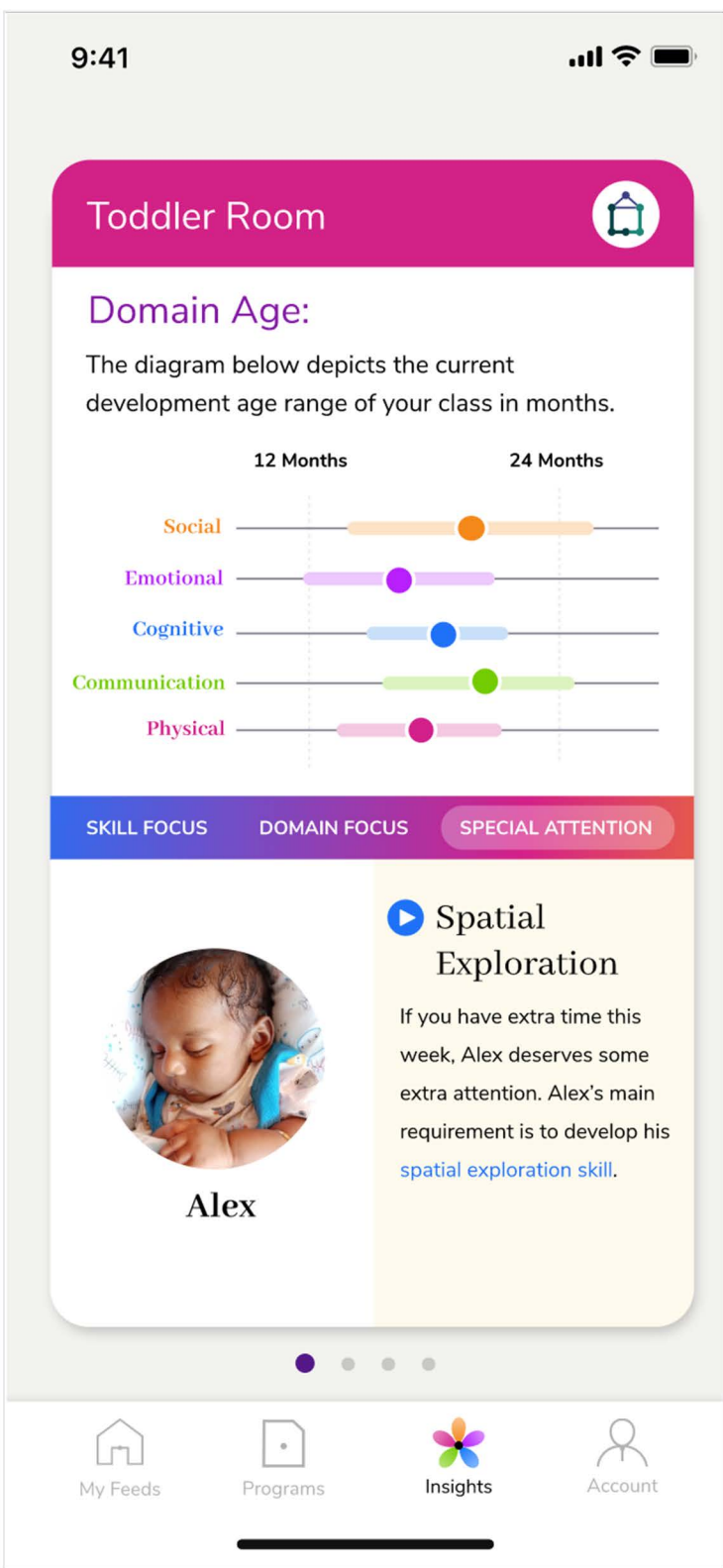
1. Skills Focus shows you the top 5 skills, one per domain, which are a priority for your class. By focusing on these 5 skills when developing your lesson plan and setting up your learning environments, you are able to deliver the maximum impact for your class as a whole.

DOMAIN FOCUS



2. This brings us to Domain Focus, this insight tells you which domain overall requires the most investment at this point for the class's progress. You may want to have an extra activity that focuses on this special Domain.

SPECIAL ATTENTION



3. Finally, Special Attention is just that – it tells you which learners require a bit more attention, either they are ahead of the class or behind, and on which domain and skill areas they need it.

This is how iBlüm acts as your teaching companion. It's all about empowering you with insights so you can create the best learning environment possible – maximizing your time and energy to help the class as a whole bloom, as well as every individual learner. Because there's magic in us all.

